



ID • INFO
EXPO 2004

Group / Lot Business Records



US Animal Identification Plan Group / Lot Identification

- Based on Existing Regulations 9 CFR 71.19
- Premises Identification is a Major Enhancement
- Business Records are not a Burden for the Vast Majority of Producers
 - Most Systems Will Likely Simply Begin to Use Standardized Group / Lot Identification and Existing Group / Lot Management Identification Schemes Become Synonyms.




Group / Lot Identification Numbers

- Group/Lot ID Will Consist Of The National Premises ID Of The Location Where The Group Was Established And A Six Digit Numerical Number Reflecting The Date The Group Was Created.
- This Format Will Result In A Unique Number; For Example: A2345671003002.




US Animal Identification Plan Business Records

- Production records are necessary for utilization of Group/Lot ID and must be kept for two years after group retirement or “end group”.
- Those records must be readily available to USDA if a significant animal health event occurs.



US AIP Minimum Required Fields

- **Animal additions**
 - Source G/L ID(s) or source premises
 - Date entered
 - Number of head
- **Removals**
 - Removal Date
 - Removal Type (Sales, Transfers, Death)
- **Destination**
 - G/L ID(s)
 - Premises
- **Inventory Reconciliation**



US Animal Identification Plan Example Purchase Record

Detailed Purchase Report

Group ID	Buy Date	Buy #	Buy Price	Avg. Weight	Days of Age	Genetics	Origin
F21V247051504	5/15/2004	1150	\$51.00	45.6	63	PIC	T1XC346 Nursery B
Group Summary		1150	\$51.00	45.6	63		

Saturday, May 15, 2004


Page 1 of 1

Group ID

Date Entered

Number of Head

Origin



Example Sales and Transfer Record

Detail Sales Report Including Transfers

Sale Date	# Sold	Price	Avg. Wgt.	Removal Type	Total \$	Destination
Group Name: A7G9899051503						
9/19/2003	185	\$36.00	265	Sale Tyson	\$17,649.00	CH891T7
9/23/2003	370	\$36.00	265	Sale Tyson	\$35,298.00	CH891T7
9/26/2003	370	\$35.00	285	Sale Tyson	\$34,317.50	CH891T7
9/28/2003	195	\$34.50	255	Sale Swift&	\$17,155.13	B12N548
9/29/2003	13	\$21.00	187	Cull Sale Lynch	\$585.67	L5YN123
9/30/2003	2	\$0.00	190	Transfer	\$0.00	B8ZX238011501
Grp. Summary:	1135	\$35.18	269			
Barn Name: 1						
Barn Totals:	1135	\$35.18	269			
Site Name: A7G9899						
Site Totals:	1135	\$35.18	269			
	# Sold	Price	Avg.			
Totals:	1135	\$35.18	269			

Group ID

Removal Type

Destination

Removal Date



US Animal Identification Plan


Removals Mortality

Deads Report - Totals Only

	Total # Dead	% Death Loss	Total Dead Cost	Average Dead Cost	Average Dead Weight	Avg. Barrow Dead Wt.	Avg. Gilt Dead Wt.	Avg. Dead Turn Day
Site A7G9899								
Barn Name 1								
Barn SubTotal:	8	0.7%	(\$26.92)	(\$3.36)	111.25	112.00	109.00	49
Site SubTotal:	8	0.7%	(\$26.92)	(\$3.36)	111.25	112.00	109.00	49
dfarnum Totals:	8	0.7%	(\$26.92)	(\$3.36)	111.25	112.00	109.00	49

Number

Date

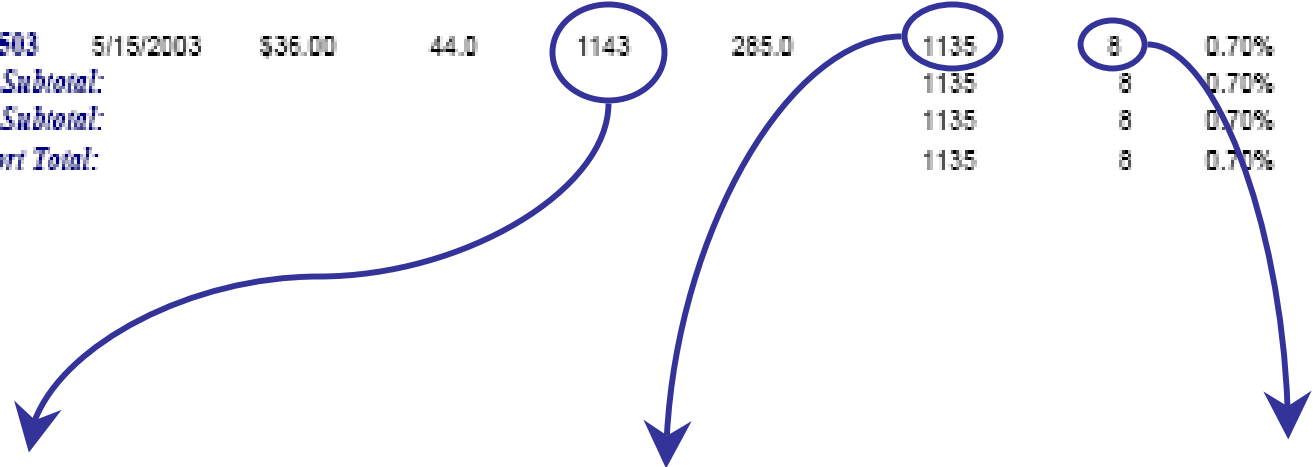



US Animal Identification Plan Inventory Reconciliation

Inventory Report

	<i>Purchase</i>	<i>Purchase</i>	<i>Starting Weight</i>	<i>Begin Inv.</i>	<i>Est. Live Wt.</i>	<i>Number of Head</i>	<i>Number of Deads</i>	<i>% Death Loss</i>	<i>Scheduled To Sell</i>
Site: A7G9699									
Barn: 1									
Group: A7G9699051503	5/15/2003	\$36.00	44.0	1143	285.0	1135	8	0.70%	9/26/2003
Barn Subtotal:						1135	8	0.70%	9/26/2003
Site Subtotal:						1135	8	0.70%	9/26/2003
Report Total:						1135	8	0.70%	

Beginning Inventory = Number Sold And Transferred + Mortality Number





US Animal Identification Plan

- Thank You for Your Time
- Questions?

