

# GlobalVetLink, L.C.

Tracking Animal Movements Nationwide

[www.globalvetlink.com](http://www.globalvetlink.com)



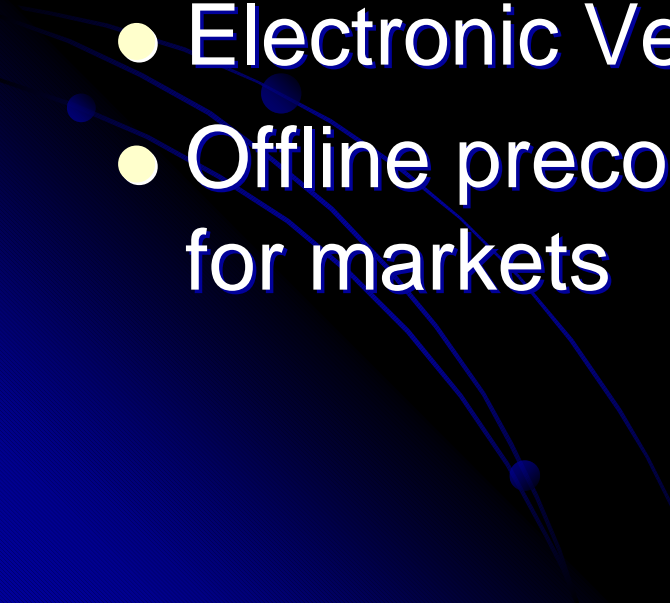
# GlobalVetLink

- Started in 1999 in conjunction with the Florida Department of Agriculture
- To date GVL has moved more than 70 million animals to all 50 states and 3 U.S. territories
- Electronic EIA Certificates recently approved for international shipments


# GlobalVetLink Services

- GVL works with State animal health officials to provide real time <48 hour traceback
- GVL provides services to federally accredited veterinarians to increase compliance and decrease time spent on paperwork
- GVL works with NVSL certified EIA laboratories

# GlobalVetLink Services

- Electronic CVIs for all food and companion animal species
  - Electronic EIA Certificates
  - Electronic diagnostic laboratory results
  - Electronic Veterinary Feed Directive
  - Offline preconditioning and CVI application for markets
- 

# GVL & Premises ID

- Veterinarians using GVL can input Premises ID numbers for all contact types:
    - Owners
    - Stable/Markets
    - Consignees
    - Destinations
- 

# GVL & Premises ID

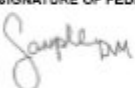



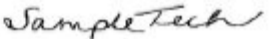
- All certificates created using the GVL application are electronically sent to the State of origin and the State of destination immediately after the certificate is completed
- State officials can trace animals back to the origin address using the Premises ID number, reason for movement, origin address & issuing veterinarian

# GVL & Animal ID

- Veterinarians using GVL can upload a list of electronic IDs directly onto an eCVI
- Eliminates data entry errors
- Allows state officials to do traceback for individual animals
- GVL can accommodate up to 4 unique IDs per animal group allowing for visual IDs to still be included



# Sample GVL eEIA Certificate

GLOBALVETLINK - EQUINE INFECTIOUS ANEMIA LABORATORY TEST			EIA-122637 CERTIFIED COPY		
SERIAL NO. MO-122637	ACCESSION NO. 00000000	DATE COMMITTED 10/18/05	COUNTY Story		
<small>Forms Without Adequate Descriptions Of The Horse and Complete Addresses Including Zip Codes, and Telephone Numbers Will Not Be Processed.</small>					
NAME & ADDRESS OF OWNER Owner, Sample 123 Lane Sample City, IA 12345 515-123-4567		NAME & ADDRESS OF VETERINARIAN GlobalVetLink, LC 3 DVM Sample 2625 N. Loop Dr. R4012R Sample City, MO 50010 515-296-0861		NAME & ADDRESS OR STABLE/MARKET Owner, Sample 123 Lane Sample City, IA 12345 515-123-4567	
VETERINARY LICENSE OR ACCREDITATION NO. 00000	TEST TYPE AGID (Agar gel immunodiffusion)	REASON FOR TESTING Annual			
<small>CERTIFICATION OF FEDERALLY ACCREDITED VETERINARIAN I certify the specimen submitted with this form was drawn by me from the horse described below on the day indicated above.</small>					
SIGNATURE OF FEDERALLY ACCREDITED VETERINARIAN 		SIGNATURE NAME DVM Sample	DATE BLOOD DRAWN 10/18/05		
<small>CERTIFICATION OF OWNER OR OWNER'S AGENT I certify that I have examined this form and, to the best of my knowledge and belief, this form is true, correct and complete.</small>					
SIGNATURE OF OWNER OR OWNER'S AGENT		SIGNATURE NAME Owner, Sample	SIGNATURE DATE 10/18/05		
[Redacted Signature Area]					
COLOR Overo	AGE OR DOB January 1, 2000	BREED Paint	GENDER Mare		
					
NARRATIVE DESCRIPTION (See animal photograph(s) above)					
HEAD White Face		OTHER MARKS AND BRANDS Overo Pattern			
LEFT FORELIMB White Stocking		RIGHT FORELIMB White Coronet			
LEFT HINDLIMB White Sock		RIGHT HINDLIMB White Stocking			
FOR LABORATORY USE ONLY					
LABORATORY System Testing Only (Do Not Choose This Lab) PO Box 4536 Ocala, FL 34343 352-352-3523		TUBE NO. 152409-1	DATE RECEIVED 10/18/05	DATE REPORTED 10/18/05	TEST RESULTS Negative
TECHNICIAN Technician, Sample		SIGNATURE OF TECHNICIAN 			

# GlobalVetLink, L.C.

Booth #24

Iowa State University Research Park

2625 N. Loop Drive, Suite 2130

Ames, IA 50010

Phone: 515-296-3779

Fax: 515-296-7096

[gvlsupport@globalvetlink.com](mailto:gvlsupport@globalvetlink.com)

[www.globalvetlink.com](http://www.globalvetlink.com)